


REDAVI CONSTRUCTION KITCHEN CATALOG



REDAVI

CONSTRUCTION, LLC

MODULAR BOXES

Wall Cabinets

CEILING PANEL
Captured 1/2" thick plywood

INTERIOR FINISH
Light birch vinyl laminate

SOFT CLOSE DOORS
Standard on most cabinets

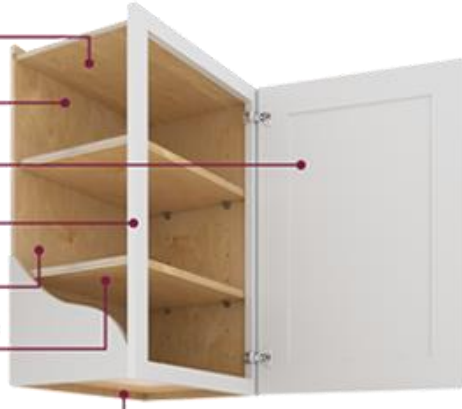
FACE FRAMES
3/4" thick solid hardwood

BACK PANEL
1/2" thick plywood

ADJUSTABLE SHELVES
Full depth 3/4" thick plywood

FLOOR PANEL
Captured 1/2" thick plywood

*The small angled back panel on the Wall Angle cabinets is 1/4" thick MDF.



Base Cabinets

FACE FRAMES
3/4" thick solid hardwood

"I-BEAM" BRACES
Captured 1/2" thick plywood

FULL EXTENSION SOFT CLOSE DRAWERS
Drawer box is 5/8" thick solid hardwood with dovetail carpentry joints

ADJUSTABLE SHELVES
Full depth 3/4" thick plywood

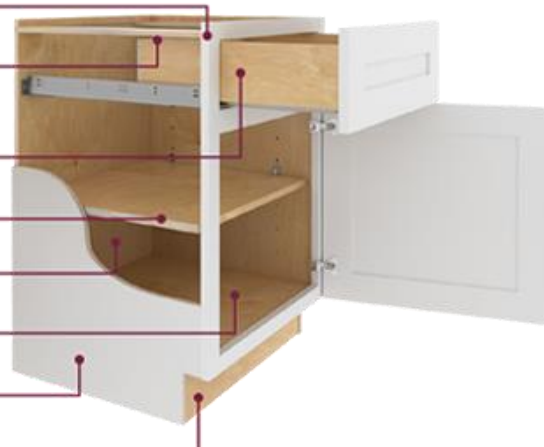
BACK PANEL
1/2" thick plywood

FLOOR PANEL
Captured 1/2" thick plywood

END PANELS
1/2" thick plywood

TOE KICK
Captured 1/2" thick plywood

*The small angled back panel on the EZR base corner cabinets is 1/4" thick MDF.



Cabinet Sides 1/2" thick plywood.

Back Panel 1/2" thick plywood full height.

Base Cabinet Braces 1/2" thick plywood captured I-beams

Top/Bottom Panels 1/2" thick plywood captured

Face Frame 3/4" thick solid hardwood doweled

Drawer Box 5/8" thick solid hardwood, dovetail joints, 1/4" plywood captured bottom

Drawer Runner Concealed Full-extension Soft Close

Hinges Concealed 110° Soft Close, with 6-way adjustment

Adjustable Shelves 3/4" thick plywood full depth

Door Styles Options 17 Full Overlay Styles in various finishes

Door Bumpers Soft urethane door & drawer bumpers

Integral Toe kick 1/2" plywood captured between cabinet sides




DOORS




FLAT



SHAKER



COLONIAL



5



